

**Link Planter**

**Planter Type: Connecting Planters**

**Description:**

Designed for durability and performance, our Columbia Green Link Planters for commercial and residential projects are made from heavy-gauge, marine grade, recycled 5052 Aluminum Alloy that is also used for boat and ship building.

Made to resist UV radiation and severe weather conditions, these planters come in a range of standard sizes and are highly customizable, designed to create larger planters with seams hidden below the soil surface.

Our Link Planters are a system of connecting planter components designed to be tightly fit together to match a specific site plan or design. These components are each highly customizable, with variable dimensions in height, width and radius. The system includes four primary components that behave modularly to create one larger configuration. Each Link part is reinforced internally for added strength.



- Shorter Lead Time: We specialize in Metal Planters. All manufacturing is done in house, from Flat sheet to laser cutting, forming, welding, prep, powder coating, nothing is outsourced. This allows shorter lead times and more control over the manufacturing process.
- Custom Connecting Planters without the Custom Price: we quote all planters by the square inch of metal used, there is no "custom" fee, so if the sizes change, the price will come down, as the per square inch of metal is reduced.
- Recycled Content: Our marine grade aluminum contains 30-50% recycled material.
- Use with the *Columbia Green Rooftop Planter System* for Media, Lightweight Fill, and Drainage System

**Installation:**

- Install per manufacturer’s recommended guidelines.

**Storage:**

- Store components in a dry area.

**Precautions:**

- Use caution when handling Planters as they may be sharp.

**Color Options:** Select one of our standard designer colors, or custom power coated to RAL or sample.




1. Matte Black




2. Gloss White



3. Metallic Silver



4. Smokey Beige



5. Pewter



6. Suede Bronze

*Finish colors shown are for representation purposes only. Actual product finishes may vary.*

**Link Planter**

**Planter Type: Connecting Planters**



*Variable/Curved Corner*



*End Link*



*Central Link*



*Right Angle Corner*

**Link Planter Shape Options:**

*Variable angle includes acute angles up to 13 degrees as well as curves*

**Variable or Curved Corner-** Central piece of the Link System allowing for variable angles.

**End Link Component-** Rectangular planter length, used as an end piece of the larger planter system.

**Central Link Component-** Rectangular planter length, used as a connecting piece of the larger planter system.

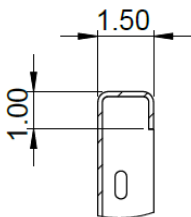
**Right Angle Corner-** 90-degree angle, as part of system or as an end component.

**Planter Design Details:**

- Seams: Fully Welded and/or Bent
- Bracing Included, if necessary, based on planter shape and size
- Drainage: Bottom includes drainage holes. Custom drainage holes and watertight option available
- Connection: Link system segments are precision fabricated with all bends formed to be accurate to the thousand of a degree. Seams are fabricated so tight that when sections are bolted together they are tightly bonded, creating a unique and beautiful larger planter.

**Planter Top Lip Detail:**

1.5" Top Lip with 1" Return, Typical



Our double return top lip provides strength to the planter wall while accommodating internal gusseting.



*Use with Columbia Green Rooftop Planter System  
for Media, drainage system and Lightweight fill  
[www.columbia-green.com](http://www.columbia-green.com)*